



# Building North America's Low-Cost Multi-Asset Copper Producer

November 2024





# Disclaimer

This presentation contains forward-looking statements and forward-looking information (collectively referred to as “forward-looking statements”) within the meaning of applicable Canadian securities legislation and the United States Private Securities Legislation Reform Act of 1995, Section 27A of the Securities Act and 21E of the U.S. Securities Exchange Act of 1934, as amended, which may not be based on historical fact, including without limitation, statements regarding our expectations in respect to future financial position, business strategy, future production, reserve potential, exploration drilling, exploitation activities, events or developments that we expect to take place in the future, projected costs and plans and objectives. All information contained in this presentation, other than statements of current and historical fact, is forward-looking information. Often, but not always, forward-looking information can be identified by the use of words such as “believes,” “may,” “plan,” “will,” “estimate,” “scheduled,” “continue,” “anticipates,” “intends,” “expects,” “aim” and similar expressions. All of the forward-looking information in this presentation is qualified by this cautionary note.

All statements in this presentation, other than statements of historical facts, that address estimated mineral resource and reserve quantities, grades and contained metal, and possible future mining, exploration and development activities, are forward-looking statements. Although Taseko Mines Limited (“Taseko”) believes the expectations expressed in such forward-looking statements are based on reasonable assumptions, such statements should not be in any way construed as guarantees of future performance and actual results or developments may differ materially from those in the forward-looking statements. Factors that could cause actual results to differ materially from those in forward-looking statements include market prices for metals, the conclusions of detailed feasibility and technical analyses, lower than expected grades and quantities of resources, mining rates and recovery rates and the lack of availability of necessary capital, which may not be available to Taseko on terms acceptable to it or at all. Taseko is subject to the specific risks inherent in the mining business as well as general economic and business conditions. For more information on Taseko, investors should review Taseko’s annual Form 40-F filing with the United States Securities and Exchange Commission at [www.sec.gov](http://www.sec.gov) and its Canadian securities filings that are available at [www.sedarplus.ca](http://www.sedarplus.ca).

This presentation contains unaudited “non-IFRS” financial measures, including Adjusted EBITDA and net debt. The non-IFRS financial measures contained in this presentation are not measures of financial performance calculated in accordance with generally accepted accounting principles in the United States (“GAAP”) or international financial reporting standards (“IFRS”) and should not be considered as replacements or alternatives to net income or loss, cash flow from operations or other measures of operating performance or liquidity. Non-IFRS measures should be viewed in addition to, and not as substitute for, analysis of Taseko’s results reported in accordance with IFRS or otherwise. Notwithstanding these limitations, and in conjunction with other accounting and financial information available, Taseko’s management considers the non-IFRS financial measures contained in this presentation to be reasonable indicators for comparisons between Taseko and Taseko’s principal competitors in the market. These non-IFRS measures are used by market participants for comparative analysis, albeit with certain limitations, of the results of businesses in the sector and as indicators of Taseko’s capacity to generate cash flow. Nevertheless, non-IFRS financial measures do not have any standardized meaning and therefore may not be comparable to similar measures presented by other companies.

# Taseko – Investment Highlights

## Building a Multi-Asset, North American Copper Producer

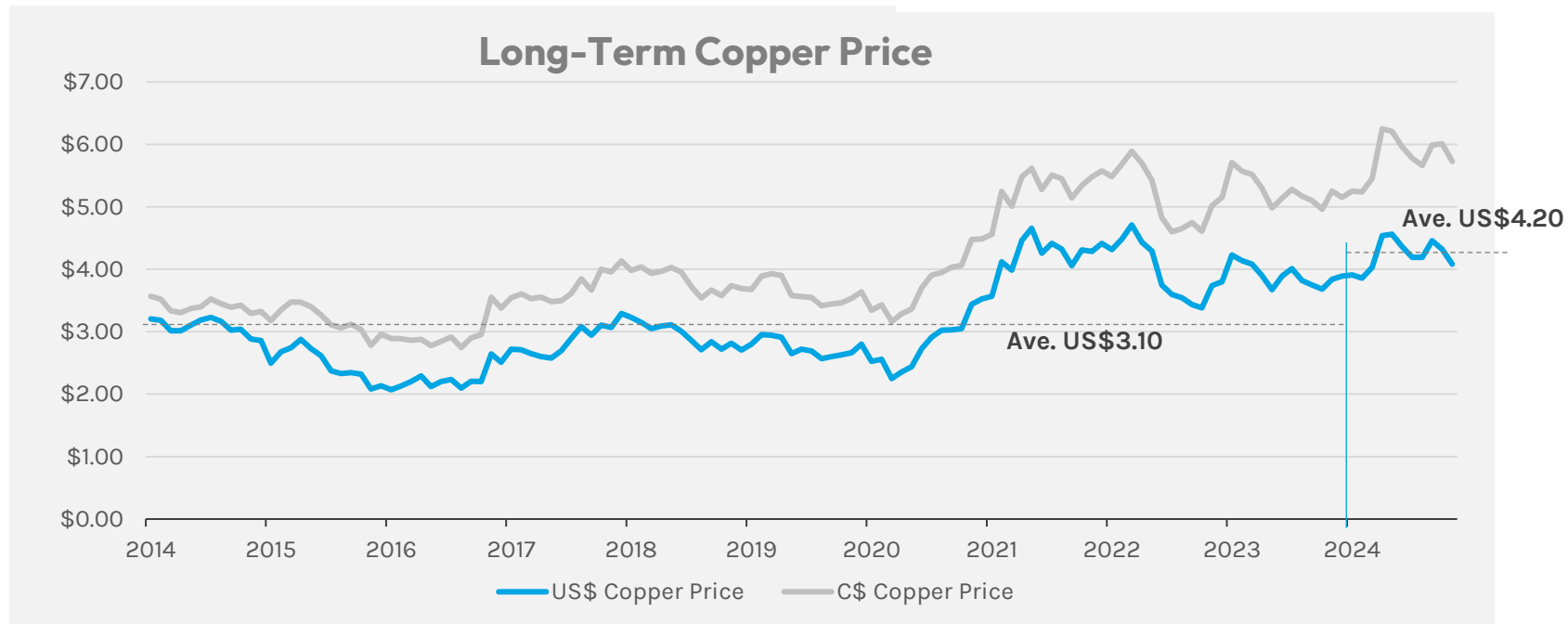
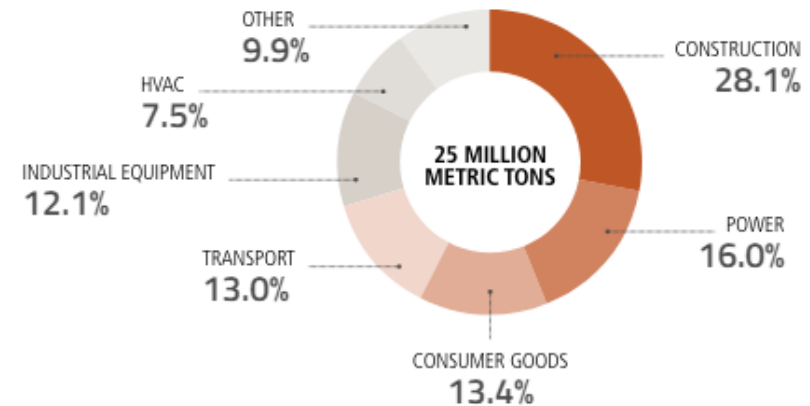


# Copper Price Outlook

## Recent copper price increase driven by:

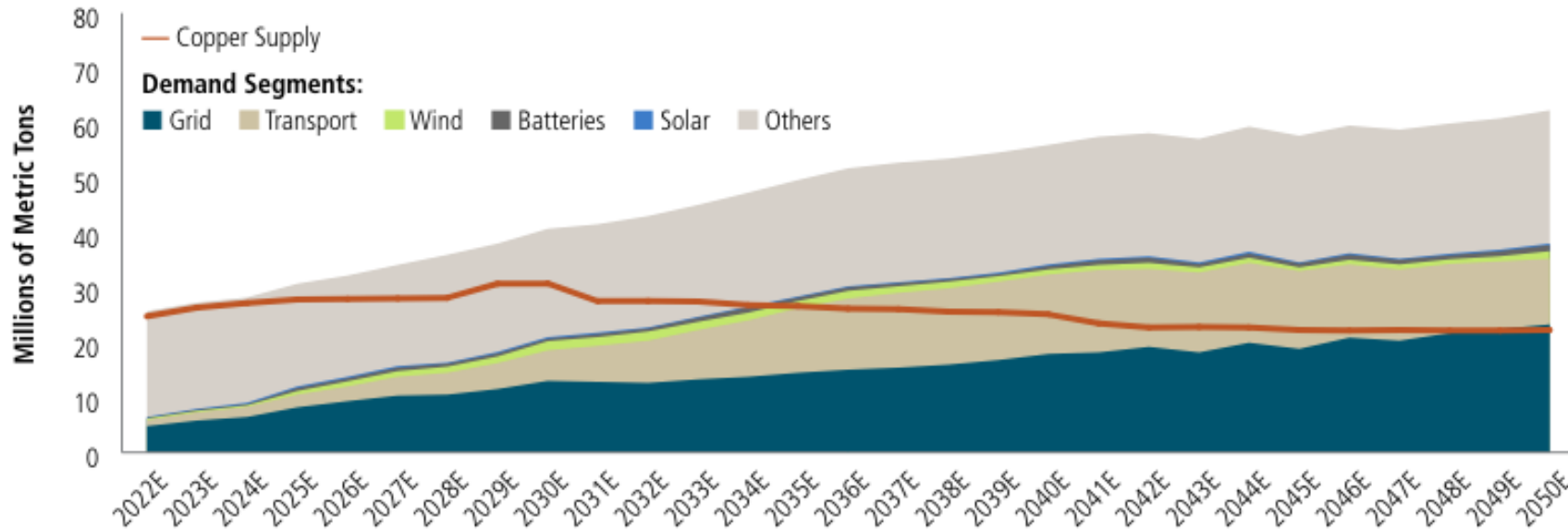
- Improving demand / shortage of concentrate
- Prospect of interest rate cuts
- Emerging demand from new sectors (energy transition, AI, EVs, etc)
- Low global copper stockpiles

## Copper demand breakdown:



# Copper Price Outlook

## Copper price well-positioned to benefit from favourable long-term supply-demand dynamics



- Wood Mackenzie forecasts a potential **supply deficit of ~3.3 Mt by 2030**
- Supply challenged by:
  - Global migration supply base, with declining grade profile
  - Long project development lead times
  - Ongoing supply disruptions and social unrest, particularly in Latin America





## Gibraltar Copper Mine – British Columbia

# A foundation of stable cashflow

MINE TYPE

**Open Pit – Cu/Mo**

CASH COSTS (LOM)

**US\$2.30/lb**

STAGE

**Producing**

MINE LIFE

**21 Years**

ANNUAL PRODUCTION

**130Mlbs (~60kt Cu)**

REPLACEMENT VALUE

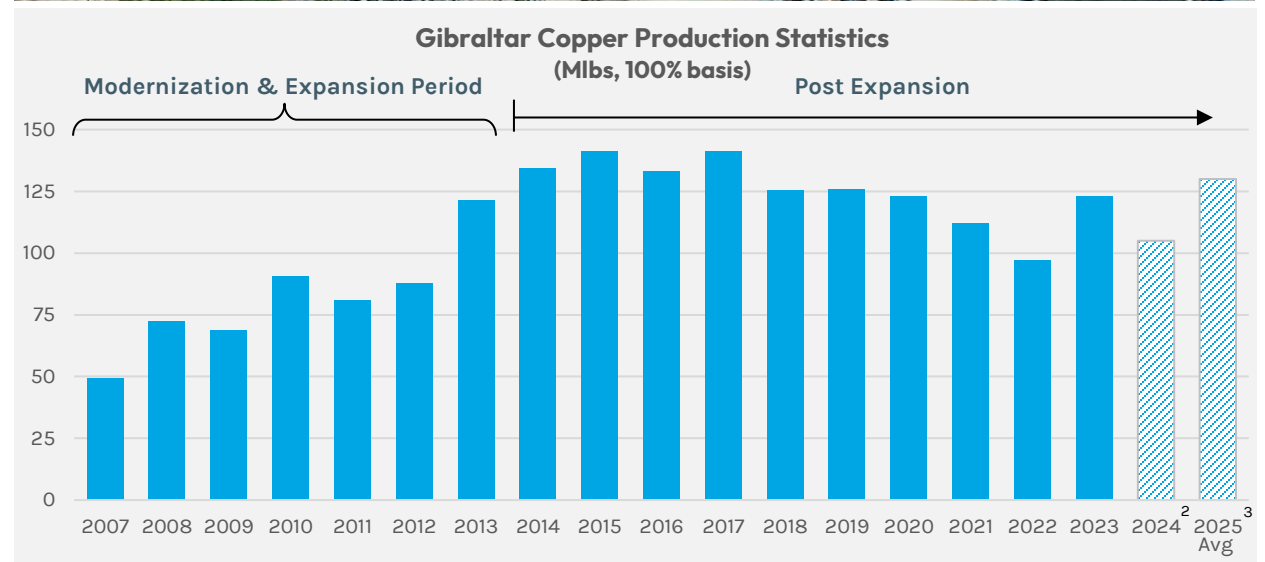
**+US\$1 billion<sup>1</sup>**

1. Calculated using US\$15,000 / ton capacity multiplied by capacity of 85,000 tons.

# Gibraltar Copper Mine – Large-Scale, Steady-State Mine

## Value Creation

- Acquired Gibraltar in 1999 for \$1
- Restarted the mine in 2004
- Between 2006 and 2013, invested C\$800 million to expand and modernize the mine to 85,000 tons per day
- Operating steady-state at expanded capacity since 2014
- Purchased 25% of mine from joint venture partners, increasing ownership to 100% as of March 2024
- NPV8 after-tax estimated at C\$1.5 billion<sup>1</sup>
- One of the industry leaders in Health & Safety and Environmental:
  - John Ash Award for 2014, 2015, 2016, 2018, 2020 & 2021 (1M hours worked with lowest injury frequency rate in BC)
  - MABC and the Province of BC Mining & Sustainability Award
  - September 2020 - Jake McDonald Annual Award for Metal Mine Reclamation from the British Columbia Technical and Research Committee on Reclamation



Source: Technical Report on the Mineral Reserve Update at the Gibraltar Mine, March 2022.

(1) Gibraltar NPV using an 8% discount rate and long-term copper price of US\$3.50/lb

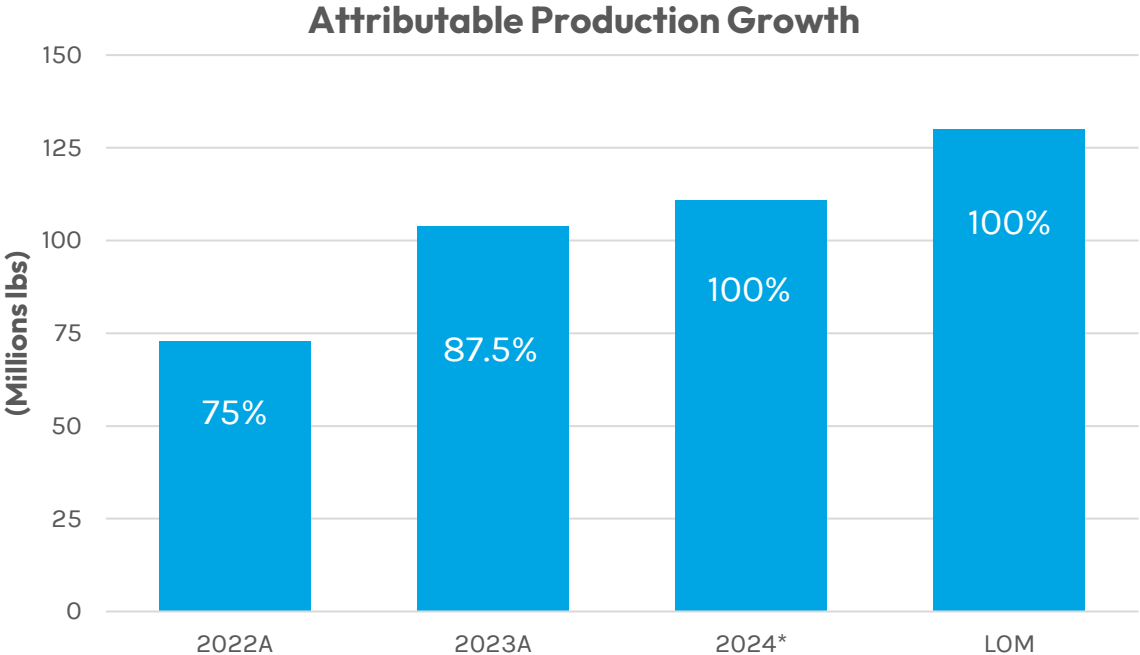
(2) Production guidance for 2024 is 105-110 million pounds.

(3) Production guidance for 2025 is 120-130 million pounds.



# Gibraltar Mine – Consolidation of Gibraltar Minority Interest

## Acquisition Driving Significant Production Growth at Gibraltar



- Taseko has purchased the remaining 25% interest in Gibraltar in two transactions resulting in a 33% increase to Taseko’s attributable copper production
- Deferred payment schedule spread over 10 years (through 2034)
- Variable payments linked to copper price and Gibraltar revenue
- Both transactions funded through non-interest-bearing vendor financing packages
- Additional production growth from restart of SX/EW plant in 2026

\*100% ownership From April '24. Based on production guidance of 115 million pounds.  
Note: See appendix for additional information about transactions.



# Gibraltar Mine – Cash Flow Growth from Stable Mining Operation

## Leverage to copper has resulted in strong earnings growth and cash flow generation

- Gibraltar is a foundation of stable cash flow for the Company throughout the copper price cycle
- Taseko has maintained positive operating cash flow throughout extended periods of weak copper prices through stringent cost management practices
- Many input costs are correlated with the copper price (i.e. Oil, shipping rates, C\$:US\$ exchange rate) serving as a natural hedge
  - Increased diesel and steel costs has added ~US\$0.30/lb to C1 costs
- Cash flow highly sensitive to copper price – US\$0.25/lb increase in copper price equates to a ~C\$45M increase in cash flow
- 2025 copper production expected to increase to 120-130 million pounds, weighted to the second half of the year



### Recent Results

- YTD Q3 copper production of 77 million pounds, impacted by scheduled downtime
- YTD Q3 Adj. EBITDA of C\$168 million, Earnings from mining operations of \$184 million and Cash flows operations of \$159 million
- 2024 production guidance is 105-110 Mlbs
- 2025 production guidance is 120-130 Mlbs

### Operating Margin<sup>1</sup>

Copper Price (US\$/lb)	C1 Cash Costs (US\$/lb)		
	\$2.40	\$2.20	\$2.00
\$3.50	\$190	\$230	\$260
\$4.00	\$280	\$320	\$350
\$4.50	\$370	\$400	\$440
\$5.00	\$460	\$490	\$530
\$5.50	\$540	\$580	\$610

(1) C\$, millions. Based on LoM average production of 130M lbs copper and 1.35 C\$/US\$ FX rate.



## Florence Copper Project – Arizona

# Pathway to a low-cost future

MINE TYPE

**In-situ Leach**

PRODUCTION (PER YEAR)  
**85Mlb (~40kt) Cu**

STAGE

**Construction**

ESTIMATED CASH COSTS  
**US\$1.11/lb LOM**

PROCESSING

**SX/EW**

MINE LIFE  
**22 Years**



# Florence Copper Project – A Near Term, Low Cost Copper Project

## Project Highlights

- Over US\$135 million was spent on the project by former owners (Conoco, Magma Copper, BHP Copper)
- Taseko has invested a further \$325M since 2014, including US\$25M to build the PTF
- All major power, transportation, road and rail infrastructure are in place
- Once complete, Florence will be one of the greenest sources of copper in the US

## Project Economics<sup>1</sup>

- 43-101 Technical Report (March 30, 2023) details:
  - A 22-year mine life
  - Annual production capacity of 85 million pounds (~40k metric tonnes)
  - Estimated US\$232M of capital costs remaining
  - After-tax NPV(8%) of US\$930 million @ US\$3.75/lb copper
  - After-tax IRR of 47% and a 2.6 year payback
  - LOM Operating Costs (C1) of US\$1.11/lb



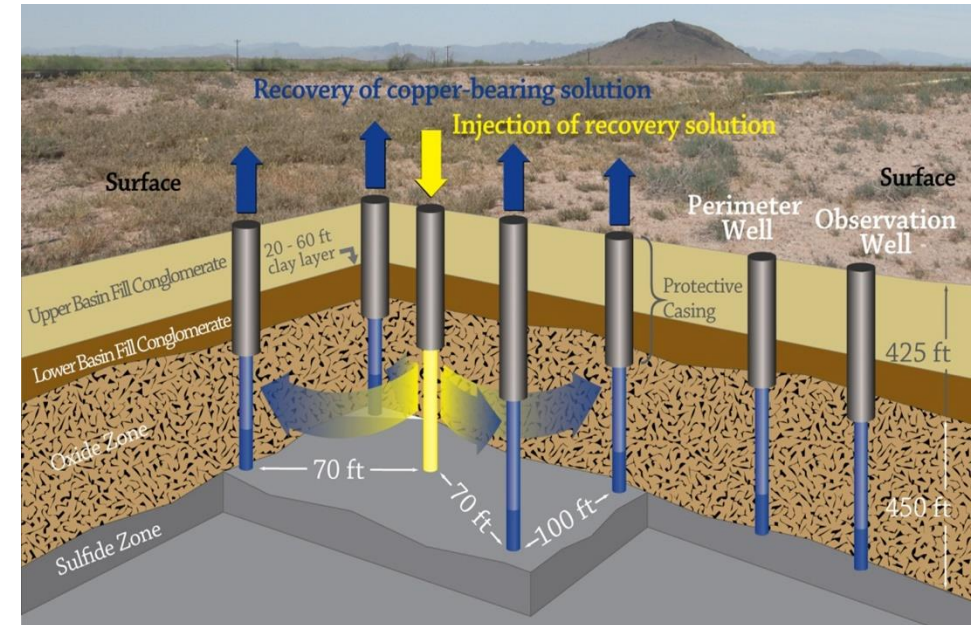
(1) Based on the Florence 43-101 Technical Report with an effective date of March 15, 2023.



# In-Situ Copper Recovery (“ISCR”)

## How does in-situ copper recovery work?

- A low pH solution is pumped through perforations at the bottom of the injection wells and into the copper-bearing mineralization.
- A ring of four recovery wells surrounds each injection well, creating a “hydraulic gradient” that allows for recapture of the solution.
- This copper-rich solution is pumped to the surface through the recovery wells and sent to a processing plant that produces 99.99% pure copper cathode sheets through a simple electrical process.
- Pumping rates in recovery wells are higher than the rate at which solution is injected into the copper deposit, ensuring that all the solution is recaptured and local groundwater resources are protected.
- Observation wells verify that the solution is being recovered, and compliance wells around the property provide real-time proof that regional groundwater remains unaffected.



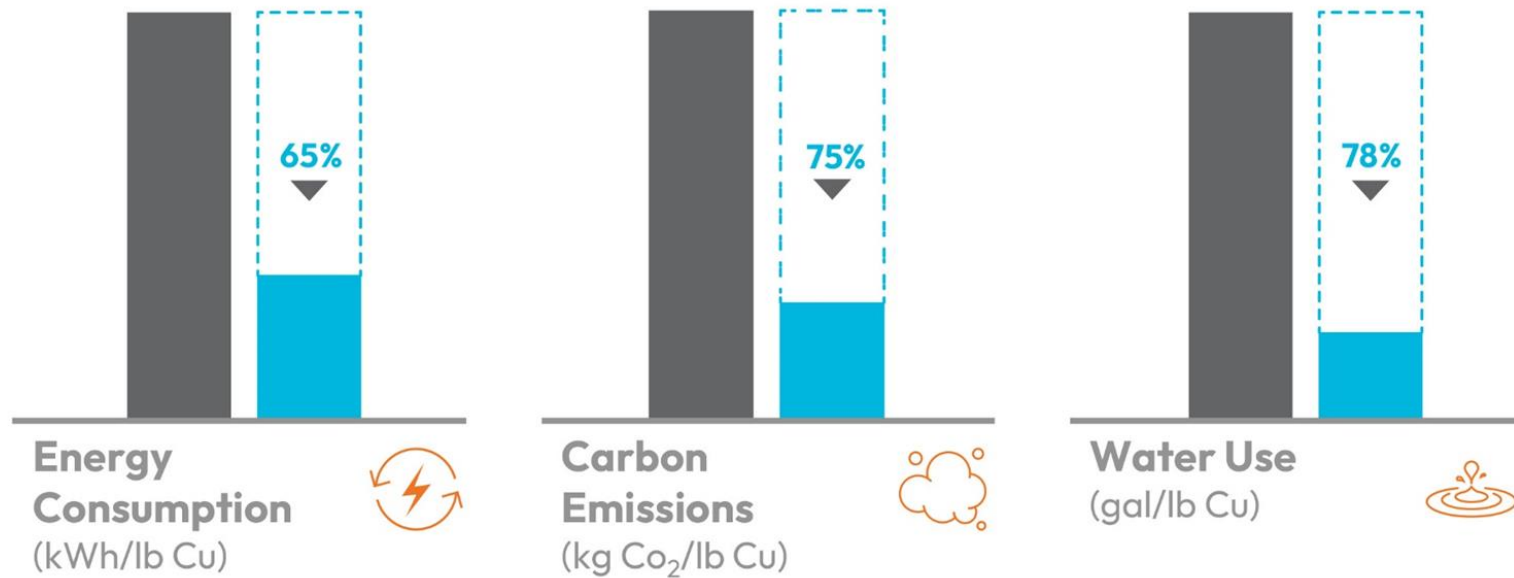
April 24, 2019

**First  
Cathode  
Harvest**



# Benefits of ISCR

## Arizona Conventional Open-pit Mine vs. Florence Copper Project



**Finalist** for Arizona Environmental Excellence Awards  
*Arizona Forward*



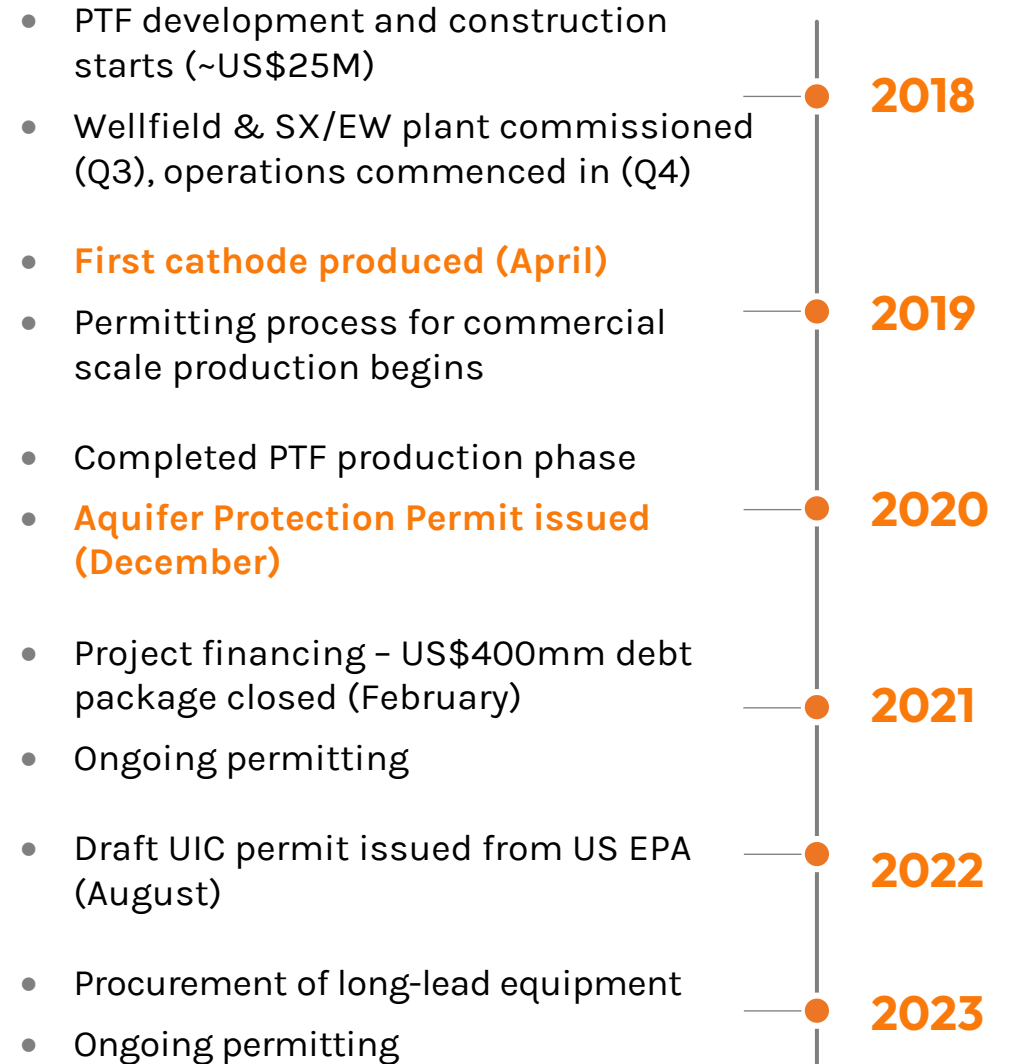
### Other Benefits:

- Low cost
- Small environmental footprint (less than a square mile)
- Numerous site redevelopment opportunities (post closure)
- Limited land disturbance
- Low dust emissions
- No downstream freight, smelting, or refinery requirements

# Florence Copper Project – Two Phase Development Approach

## Phase 1: Production Test Facility

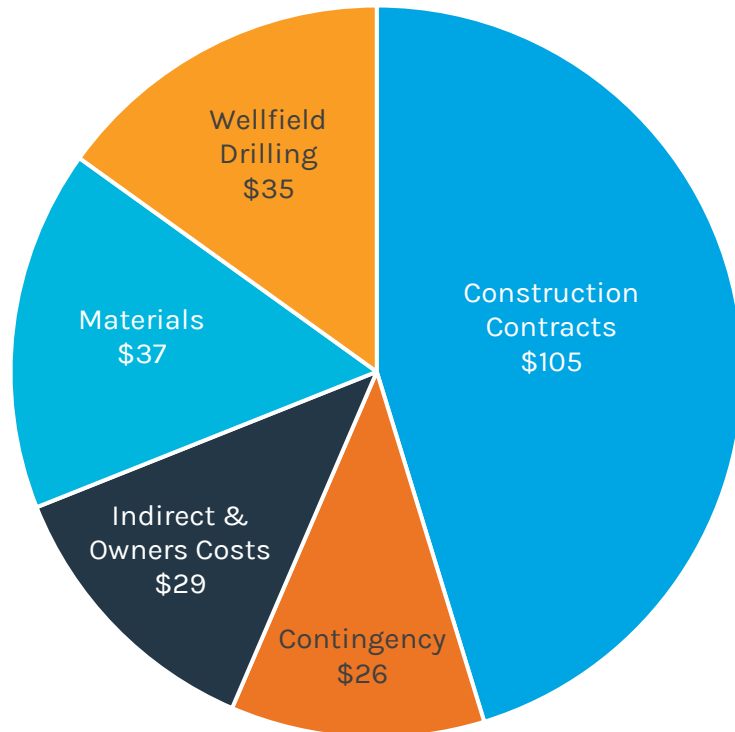
- The PTF consisted of a wellfield and SX/EW plant
  - 24 wells: 4 injection wells, 9 recovery wells, and 11 groundwater monitoring-related wells
- Operation of the PTF has proven the ability to establish and maintain hydraulic control of fluid within the oxidized zone
- Valuable information and data on initial leach periods, sweep efficiencies and recoveries was collected to inform future commercial scale operations
- The PTF plant operated at a high average availability and produced a total of 1.1 million pounds of high-grade copper cathode product from the ISCR leach solutions





# Florence Copper Project – A Defined Path to Production

## Phase 2: Commercial Production Facility



- Last published Construction cost estimate = US\$232M (basis Q3 2022 costing, per March 2023 Technical Report)
- 75% of capex now committed (as of Q3 2024)
- Expect costs to be within 10-15% of previous estimate

- Issued updated 43-101 Technical Report (March)
- **Final UIC permit issued from US EPA (September)**
- Site preparation, Initial earthworks started (December)
- Closed transaction with Taurus for US\$50 million royalty (Q1)
- Drawdown of first US\$10 million of US\$50 million Mitsui financing (Q1)
- Commenced wellfield drilling (Q1)
- Refinanced long-term debt, extending maturity until 2030 (Q2)
- Begin construction of SX/EW plant (Q2)
- Ongoing construction
- Commence Leaching operations (Q3)
- Commissioning SX/EW plant
- **First cathode production (Q4)**

2023

2024

2025

# Florence Copper Project – Construction Update

- Site construction commenced in early 2024
- ~300 construction personnel currently at site
- No reportable injuries or environmental incidents to-date
- All activities are advancing on schedule and project is over 40% complete
- First copper production expected Q4/25

## As of September 30, 2024

- Incurred US\$97 of commercial facility construction costs
- ~300,000 project hours worked
- Earthworks and site preparation for the plant area and commercial wellfield – ~75% complete
- Concrete foundations for SX/EW plant and associated infrastructure – ~50% complete
- Installation of process equipment and electrical services underway
- Wellfield drilling – a total of 34 production wells completed, out of a total of 90 to be drilled during the construction phase
- Point of compliance well drilling – 9 wells completed, out of a total of 18
- Hiring permanent operating staff – 75 of 170 total positions and all but one key management position filled



# Florence Copper Project – Financing

## Strategic Partnership with Mitsui

- Provides US\$50 million of construction financing
- Strong endorsement of project valuation:
  - Initial US\$50 million investment for 2.67% copper stream plus an offtake contract for 81% of the copper cathode produced during the initial years of operation
  - Mitsui has the option to invest an additional US\$50 million (for total investment of US\$100 million) for a 10% joint venture interest
  - Implies ~US\$1 billion project value
- Mitsui and Florence Copper to develop sales channels for ‘green copper’ in the USA, leveraging Florence’s low-carbon production.

## Taurus Mining Royalty Fund

- US\$50 million royalty closed and funded in Q1 2024
  - 2.05% of gross revenue for the life of mine

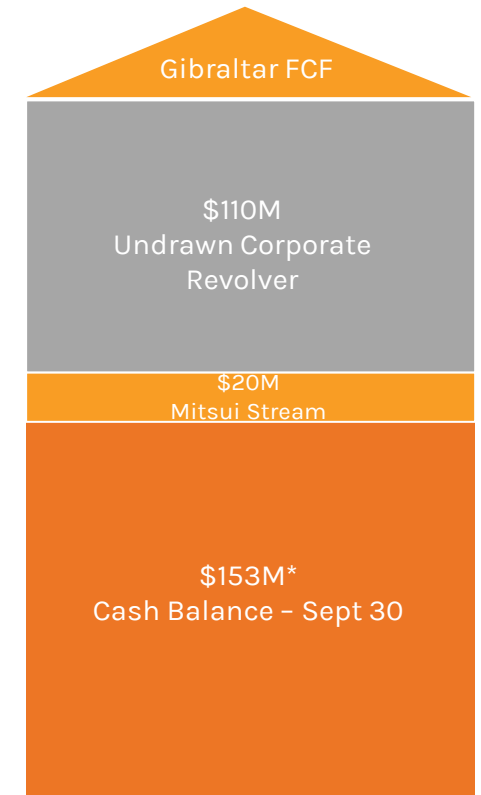
## Project Finance

- Bank of America - US\$25 million lease financing (Q4 2023) to fund SX-EW plant

## US DOE Qualifying Advanced Energy Project Credit Program

- Submitted concept paper in June/24 and received encouragement to proceed with the full application
- Filed application in October/24 seeking a tax credit of up to US\$110 million
- Expect to hear whether application was successful in January/25

## Florence Funding Sources (US\$)



\* Cash balance at September 30, 2024 was C\$209M, converted @ FX 1.37



Taseko Mines

# Looking to the Future





# Yellowhead Copper Project

## Project Highlights

- Advanced stage project acquired by Taseko in 2019 for ~C\$13 million in Taseko shares
- Located in close proximity to power, rail and highway
- In January 2020, Taseko announced improved economics and new 817M tonne Reserve estimate

## Technical Study Highlights (January 2020)

- Initial capital cost of C\$1.3 billion
- Pre-tax NPV8 of C\$1.3 billion @ US\$3.10/lb copper
- 25-year mine life, with LOM strip ratio of 1.4:1
- Onsite operating cost of C\$9.97 per tonne milled
- Annual production of 200M lbs copper in first 5 years, LOM average of 180M lbs
- Average annual pre-tax cash flow of C\$330M in first 5 years, LOM average of C\$270M

## 2024 Project Initiatives

- Advance environmental assessment review process
- Continue technical optimization and improvements
- Ongoing community engagement



**LOCATION**  
**150 km NE of Kamloops, British Columbia**

**MINE TYPE**  
**Open-pit**

**MINE OWNERSHIP**  
**100%**

**MINE LIFE**  
**25 Years**

**LIFE OF MINE PRODUCTION<sup>1</sup>**  
**4.4 billion pounds recoverable copper;**  
**440 koz gold; 19 Moz silver**

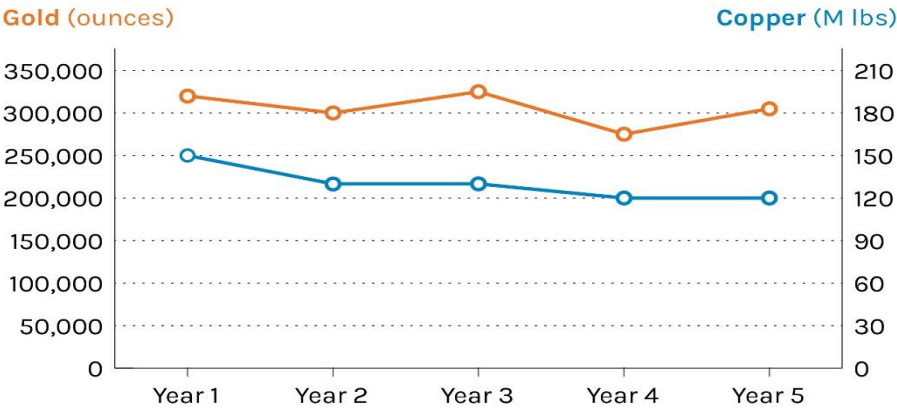
(1) Based on the Yellowhead 43-101 Technical Report with an effective date of December 31, 2019.

# New Prosperity Gold-Copper Project

## Project Highlights

- One of the Largest Copper-Gold porphyries in the world
- Life of mine average annual production of ~500,000 gold equivalent oz

## 5-year Production Profile



## 2024 Project Initiatives

- Ongoing facilitated dialogue with BC Provincial Government and T̓silhqot'in National Government



**LOCATION**  
125 km SW of Williams Lake, British Columbia

**OWNERSHIP**  
100%

**MINE TYPE**  
Open-pit, 70,000 tpd mill throughput

**LIFE OF MINE PRODUCTION**  
7.7 million ounces recoverable gold  
3.6 billion pounds recoverable copper

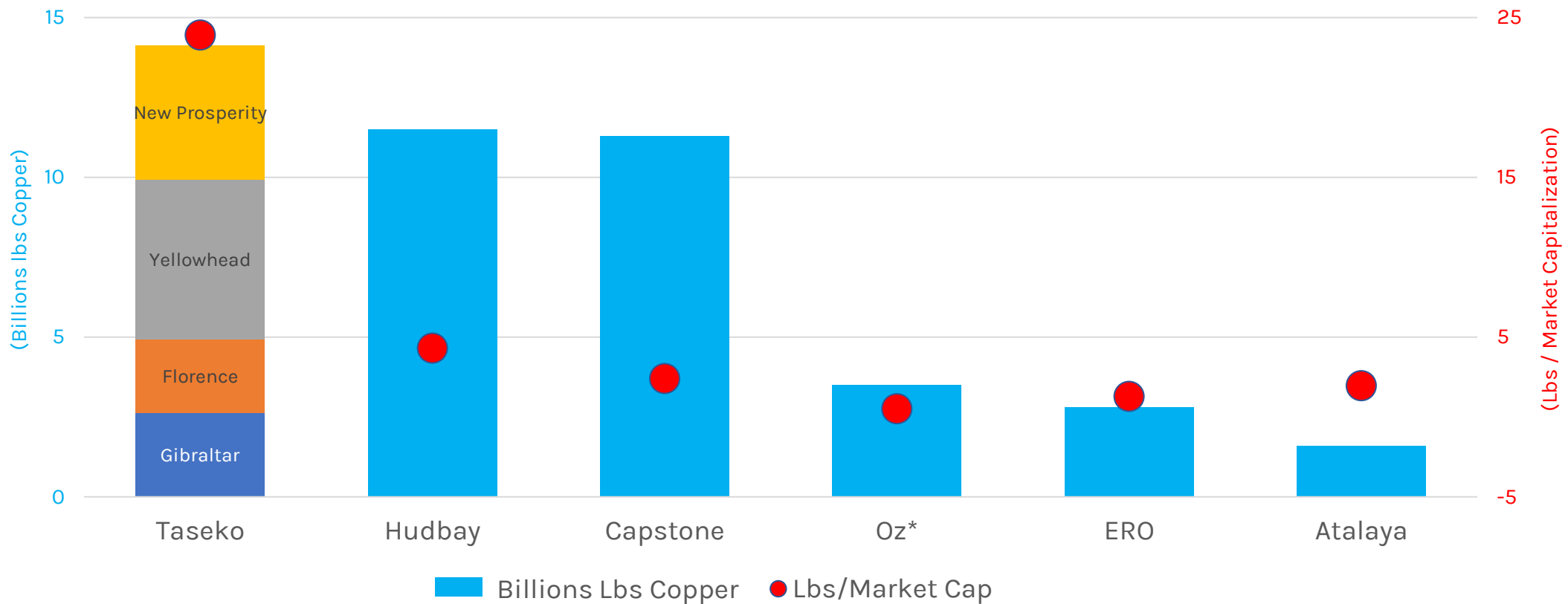
Note: Readers are cautioned that the Prosperity Technical Report has not been updated since 2009 and accordingly, caution needs to be advised when assessing its conclusions in light of current operating and capital costs, appropriate technologies, metals price outlooks, and like matters.  
(1) Based on the New Prosperity 43-101 Technical Report with an effective date of November 2, 2009.



# Taseko Copper Reserves

## Significant Value in Proven & Probable Copper Reserves

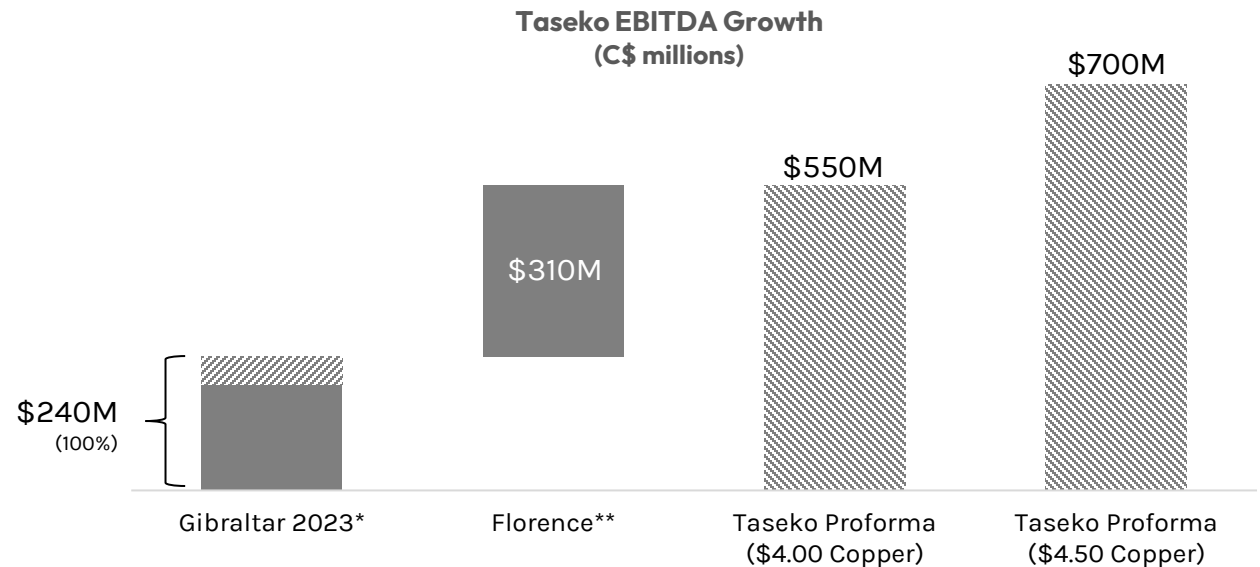
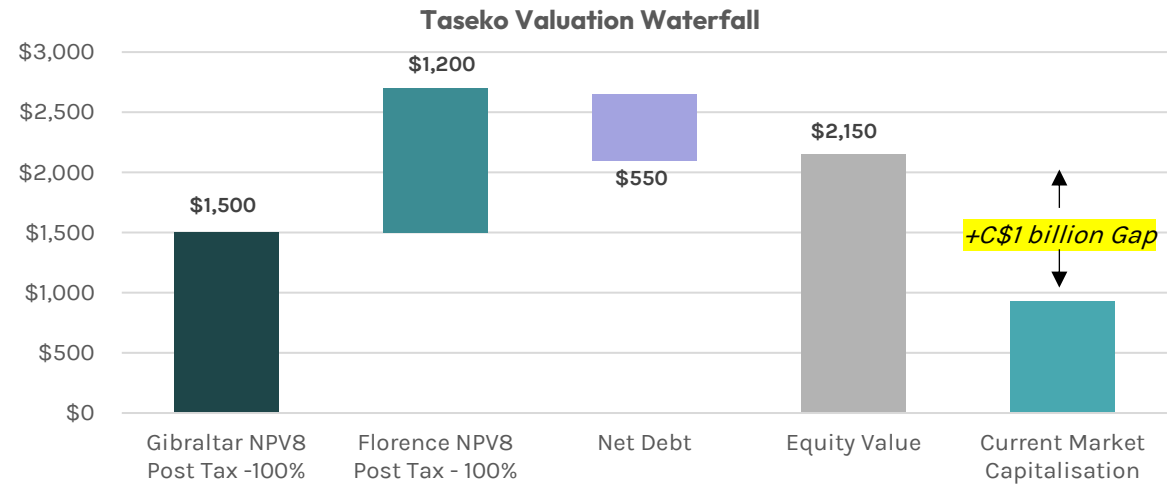
- Nearly 15 billion pounds of copper in reserves
- Including gold in reserves, over 19 billion pounds of copper equivalent



Source: Publicly available information  
\*Based on BHP acquisition value of C\$8.4B

# Why Invest in Taseko – The Valuation Case

- Significant gap between asset NPV and market cap
  - Base NAV for Gibraltar (at US\$3.50 cu) and Florence (US\$3.75 cu)
  - Not including Yellowhead, New Prosperity or Aley
- Near-term copper production growth:
  - Gib + Florence = pro-forma EBITDA of C\$550m (at US\$4.00 copper)
- Strong balance sheet with ~US\$230 million of available liquidity and no maturities until 2030
- Highly levered to copper price
- Pipeline of large-scale assets in North America
- Proven operator and builder
- Industry leader in safety and environmental performance



Note: Florence NPV is based on US\$930M at an FX rate of 1.3.

\*Based on actual 2023 Adjusted EBITDA, adjusted for 100% ownership of Gibraltar at \$4.00/lb copper

\*\*Based on 85M lbs, operating costs of US\$1.31/lb (C1 + royalties) at \$4.00/lb copper, C\$/US\$ 1.35



# Appendix



# Capital Structure & Coverage

Listed

TSX:TKO / NYSE:TGB / LSE:TKO

Share Price

C\$2.82

US\$2.00

Market Capitalization

C\$850M

US\$600M

52 Week High / Low

C\$4.20 / C\$1.56

US\$3.15 / US\$1.15

Cash & Equivalents\*

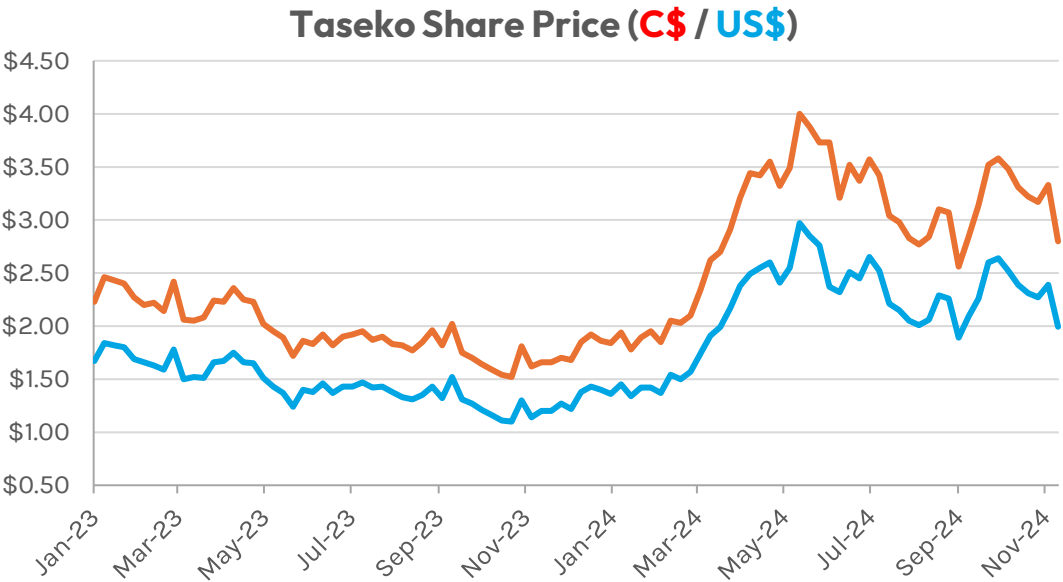
C\$209M

Shares Outstanding\*

300M

Revolving Credit Facility

US\$110M



\*Stated as of September 30, 2024

Analyst Coverage	Target Price & Recommendation		
BMO	Buy	C\$4.00 (+40%)	Nov '24
cg/Canaccord Genuity	Buy	C\$4.85 (+70%)	Nov '24
CANTOR Fitzgerald	Buy	C\$5.00 (+75%)	Nov '24
PARADIGM	Buy	C\$4.50 (+60%)	Nov '24
NATIONAL BANK	Hold	C\$4.50 (+60%)	Nov '24
TD Newcrest	Buy	C\$4.00 (+40%)	Nov '24
STIFEL GMP	Buy	C\$4.25 (+50%)	Nov '24
Panmure Liberum	Buy	C\$3.83 (+35%)	Nov '24

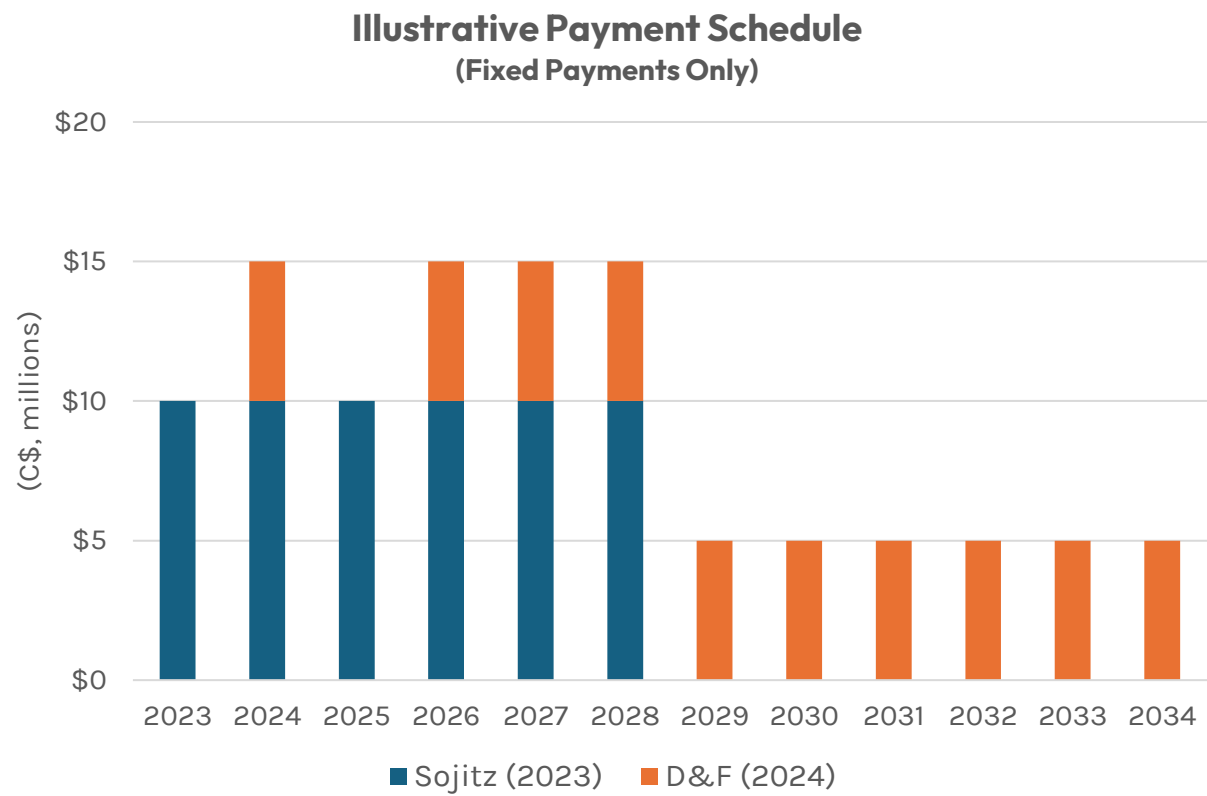
## Major Shareholders

Major Shareholders	% Holding
Amplify Jr Silver ETF	4.6%
Taseko Mgmt/Board	3.5%
Global X ETF	2.8%
Connor, Clark & Lunn	2.4%
iShares Infrastructure ETF	2.0%
Diamond Hill	1.1%
Mackenzie Financial	1.0%



# Gibraltar Mine – Consolidation of Gibraltar Minority Interest

## Variable principal payments self-funded through Cariboo’s share of Gibraltar



- Taseko has purchased the remaining 25% interest in Gibraltar in two transactions resulting in a 33% increase to Taseko’s attributable copper production
- Sojitz (2023) – minimum payments of C\$60M over next four years (current outstanding balance of C\$40M)
- D&F (2024) – minimum payments of C\$117M over next ten years (payment holiday until 2026)
  - NPV: ~C\$70M
  - Annual payments subject to a cap of 6.25% of Gibraltar cash flow for the fiscal periods 2025 – 2028 and 10% thereafter
- Variable payments linked to copper price and Gibraltar revenue
- Both transactions funded through non-interest-bearing vendor financing packages

# Credit Profile

## Substantial improvement in leverage metrics on the back of higher copper prices, Gibraltar mine plan optimization and enhanced liquidity

- Taseko maintains reasonable leverage levels and balances capital needs through a combination of debt, equity and internally generated cash flow
- Net Debt / LTM EBITDA metrics improved in 2023 with increased copper production and stable pricing
- Cash on hand of C\$209M (Sept 30/24) expected to fund short- and medium-term capital needs
- Increased RCF to US\$110M RCF in 2024 (November 2027 maturity) further supporting credit needs

### 2030 Notes

**Principal Amount:** US\$500 million    **Coupon:** 8.25%    **Maturity:** 6 years (Apr 2030)

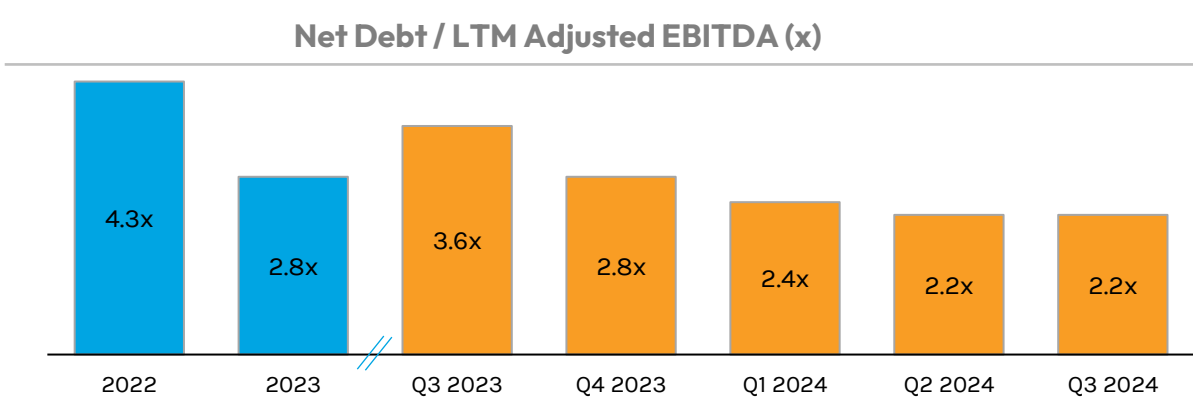
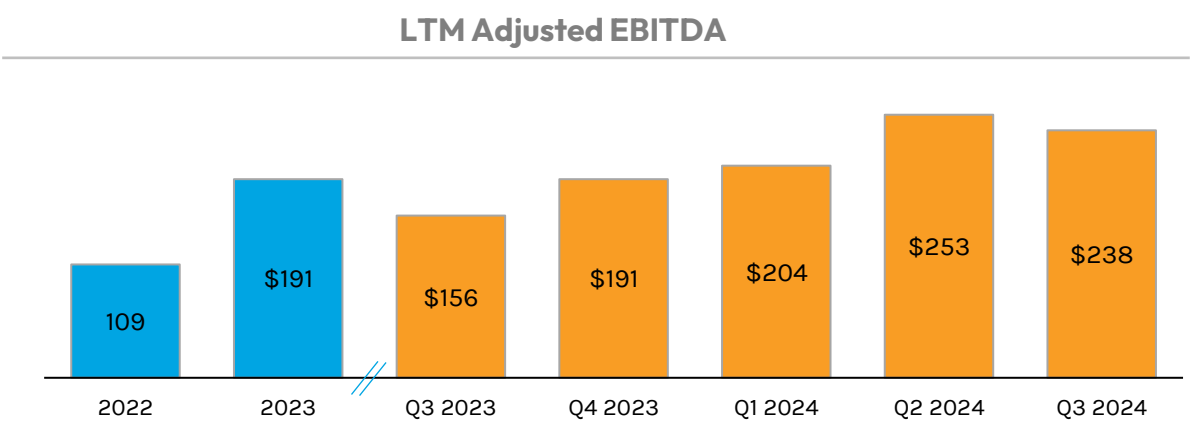
**Issuer Ratings:** Moody's / S&P / Fitch : B3 / B - / B -; Outlooks : Stable / Stable / Stable

#### Optional Redemption

Non-callable for 2.5 years, then callable at par plus 50% of the coupon, declining ratably thereafter Special Redemption Feature: Issuer may redeem 10% of the principal per annum at a price equal to 103% of the principal amount of the notes (plus accrued and unpaid interest) during 2.5-year non-call period

#### Use of Proceeds

To redeem all outstanding principal of 7.00% Senior Secured Notes due 2026, to make capital expenditures, including at Florence Copper and the Gibraltar mine, to fund working capital and to pay fees and expenses in connection with this offering, with any remaining amounts to be used for general corporate purposes.





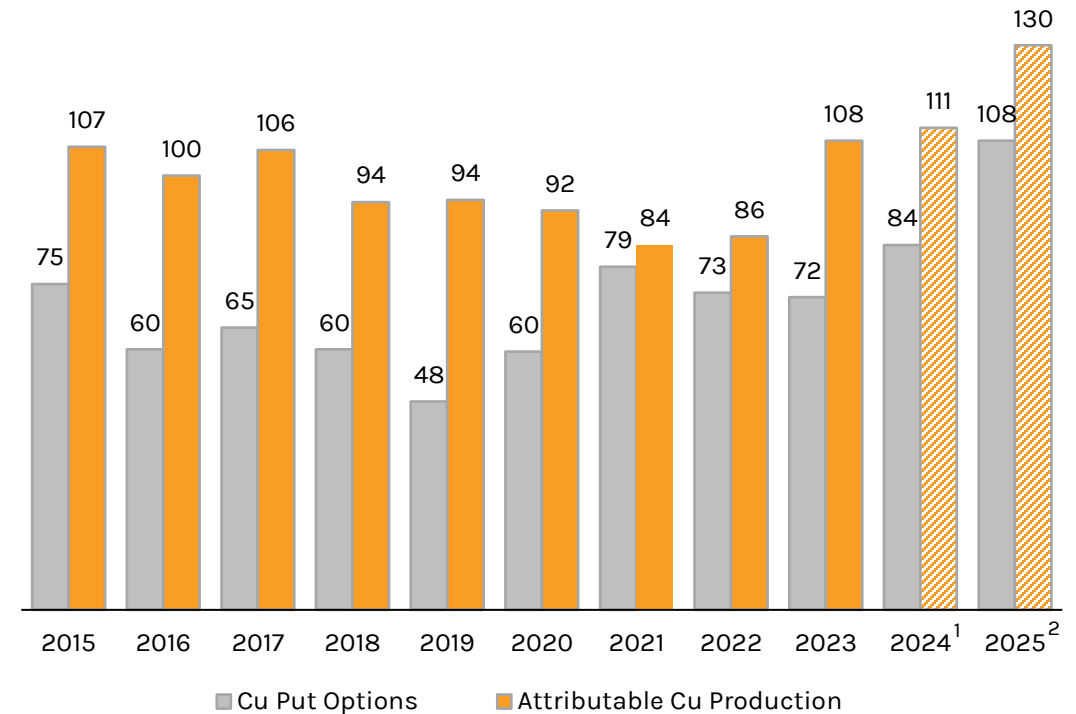
# Proactively Reducing Impact of Cu Price Volatility

## Hedging policy in place to reduce the short-term impact of a decline in the price of copper

### Defensive Hedging Strategy

- Taseko's hedging strategy is designed to secure a minimum price for a significant portion of their near-term production through the purchase of copper put options
  - Active hedging strategy in place since 2009
  - Maintains exposure to increases in the price of copper
  - Outstanding options:
    - H2/24 - 42Mlbs at a floor of US\$3.75/lb and a ceiling of US\$5.00/lb
    - H1/25 - 54Mlbs at a floor of US\$4.00/lb and a ceiling of US\$5.00/lb
    - H2/25 - 54M lbs at a floor of US\$4.00/lb and a ceiling of US\$5.40/lb
- Additionally, ~80% of Gibraltar operating costs are C\$ denominated, providing a natural hedge<sup>1</sup> against US\$ metal price volatility

Historical Copper Hedging and Cu Production (Mlbs)



(1) 2024 production guidance is 105-110 Mlbs

(2) LOM average production - no formal guidance provided for 2025.

# 2023 Sustainability Highlights: 360° of Value

## OPERATION

### Gibraltar Mine

123 Million

pounds of copper

1.2 Million

pounds of molybdenum

### Florence Copper



**Underground Injection Control (UIC) permit** issued by U.S. Environmental Protection Agency (EPA)

**Construction of full-scale operations** commenced



## ENVIRONMENT

### Gibraltar Mine

**In-situ biological treatment** of surplus water stored in TSF completed successfully



**77% Reduction** of surplus water stored in the TSF since 2014

Permit received for design and construction of a reverse osmosis Water Treatment Plant



### Florence Copper



**Water Recycling and Reuse permit** amendment underway

- ▶ Forecast to be the lowest GHG intensity copper producer in North America
- ▶ Forecast to use 78% less water per unit of copper produced than a conventional open-pit copper mine in Arizona

## SOCIAL

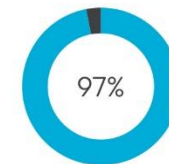
790

total employees

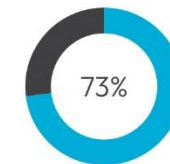
\$315,000 CAD

in charitable donations and sponsorships

### % of Local Employees



Gibraltar Mine



Florence Copper

- ▶ 124 new hires enterprise-wide
- ▶ Seven 'Creating Opportunities' scholarships granted
- ▶ 100% retention rate at Head Office

## GOVERNANCE

### Board Members



Female



Male



Independent



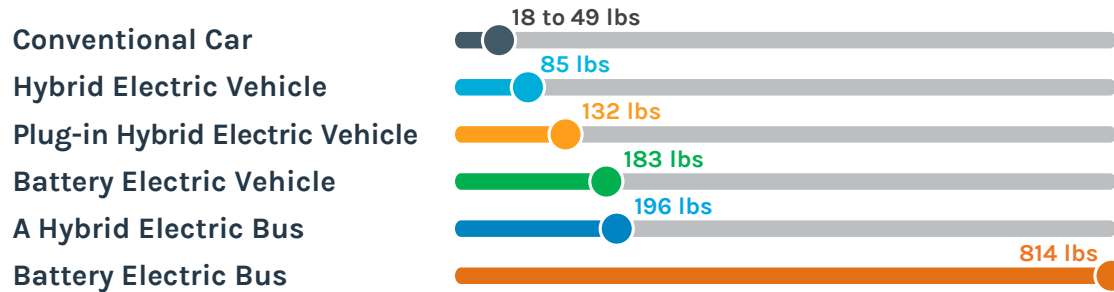
Non-independent

### SUSTAINABILITY FRAMEWORK

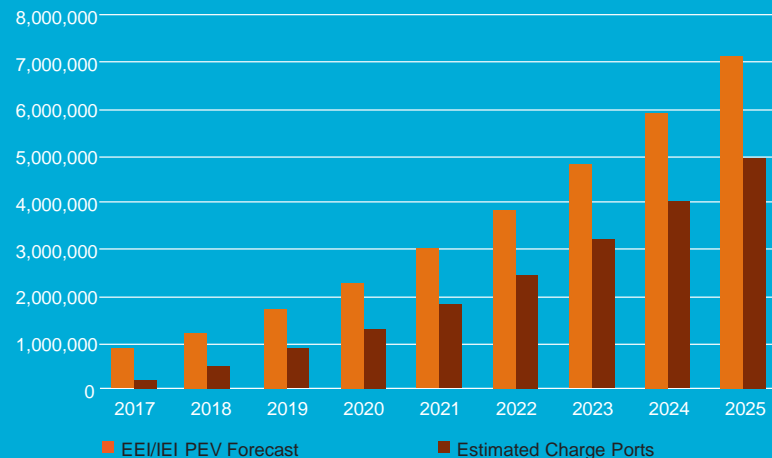
- ▶ ESG disclosure aligned with SASB (Sustainability Accounting Standards Board) Reporting
- ▶ Contributions to 11 United Nations' Sustainable Development Goals

# Electric Vehicles – A Rapidly Emerging Market

## Copper is Essential to Electric Vehicle Technology



### PEV Stock and Charging Infrastructure Needed



- Copper is used throughout electric vehicles, charging stations and supporting infrastructure **because of the metal's durability, high conductivity and efficiency**
- The increase in the electric vehicles market will significantly impact copper, with demand for the metal due to electric vehicles **expected to increase by 1.7Mt by 2027**
- As the world continues to move toward a sustainable and energy efficient future, copper has a major role to play, with the metal used to **increase the efficiency of numerous electrical technology, from motors and transformers to solar and wind energy systems**
- Copper is **100% recyclable and can be used and reused without losing its important engineering qualities**



# A Proven Team of Mine Builders and Value Creators

## Senior Management



**Stuart McDonald, CPA**  
President & CEO

Mining executive with 25 years of experience in mining, financial, corporate development and management roles. He joined Taseko as CFO in 2013 and was appointed President & CEO in 2021. Previously CFO of Quadra FNX Mining, and CFO of Yukon Zinc.



**Richard Tremblay, P.Eng**  
Chief Operating Officer

Professional engineer and experienced senior level executive with over 30 years in the mining industry. Strong operations background in Open Pit Mining as well as mineral Processing. Joined Taseko as General Manager, Gibraltar Mine in 2014. Previously held senior operational roles with Teck over 20 years.



**Bryce Hamming, CFA, CPA**  
Chief Financial Officer

Joined in 2018, with over 20 years experience in corporate finance, corporate development, treasury, tax and financial reporting oversight. Most recently a financial adviser to Seaspans Corp., with prior roles as CFO of Northcliff Resources, and Ernst & Young LLP's mining transaction advisory group.



**Rob Rotzinger, P.Eng**  
Vice President, Capital Projects

Professional Engineer who has been employed with Taseko and predecessor companies for the past 18 years. A key participant in the \$800 million capital investment program at Gibraltar Mine, including GDP3, a \$325 million project. Responsible for execution of the Florence capital project.

## Board of Directors

### Ron Thiessen – Chairman

- President, CEO and Director of Northern Dynasty Minerals.
- Chartered Professional Accountant with professional experience in finance, taxation, mergers, acquisitions and re-organizations.
- CEO and Director of Hunter Dickinson Inc, a company providing management and administrative services to several publicly traded companies.

### Russell Hallbauer

- Former President & CEO of Taseko Mines.
- Formerly with Teck Cominco as General Manager Base Metal Joint Ventures for Teck Cominco's interests in Highland Valley Copper (Canada) and Antamina (Peru) and General Manager, Coal Operations.

### Ken Pickering

- Professional Engineer and mining executive with 45 years of experience in the natural resources industry, building and operating major mining operations in Canada, Chile, Australia, Peru and the US.
- 39 year career with BHP Billiton Base Metals, including President of Minera Escondida Ltda.

### Peter Mitchell

- Chartered Professional Accountant with over 35 years of senior financial management experience.
- Former CFO of Taseko Mines and Senior Vice President and CFO of Coeur Mining, a precious metals producer operating mines throughout North America.
- Professional experience in financial planning and analysis, financial reporting, information technology, tax and compliance.

### Rita Maguire

- Lawyer based in Arizona and focused on water, environmental, mining and administrative law.
- Formerly Director of the Arizona Department of Water Resources, Deputy Chief of Staff for Governor of Arizona, and Oil Trading Department of Conoco-Philips.

### Bob Dickinson

- An economic geologist who has been actively involved in mineral exploration and mine development for over 45 years and was inducted into the Canadian Mining Hall of Fame in 2012.
- Founder and Chairman of Hunter Dickinson Inc.

### Anu Dhir

- A co-founder and executive of ZinQ Mining, a private base metals and precious metals royalty company. Previously VP, Corp Dev at Katanga Mining.
- Graduate of the General Management Program (GMP) at Harvard Business School, she has a law degree (Juris Doctor).

# Aley Niobium Project

## Project Highlights

- One of the world's largest niobium deposit, outside the two operating mines in Brazil
- “Green” rare metal – metals like niobium, are the heart of green technology, such as wind turbines and electric vehicles
- Taseko acquired the project in 2007 for C\$5.4M, and after only 7 years and C\$30M spent on exploration and development work, a solid feasibility study was produced on the asset

## Feasibility Study Highlights\*

- Pre-tax NPV8 of C\$860M, with an IRR of 17% and a 5.5 year payback. After-tax NPV8 of C\$480M, with an IRR of 14% and a 5.8 year payback
- Expected operating margin of US\$21/kg Nb, during peak production of 9M kg/yr Nb (in form of FeNb)

## Current Project Status

- Ongoing optimization of technical work
- Project is currently in the BC Environmental Assessment Process



**LOCATION**  
**140 km North of Mackenzie, British Columbia**

**MINE TYPE**  
**Open-pit**

**MINE OWNERSHIP**  
**100%**

**MINE LIFE**  
**+24 Years**

**MINERAL RESERVES\***  
**84 million tonnes grading 0.50% Nb<sub>2</sub>O<sub>5</sub>**

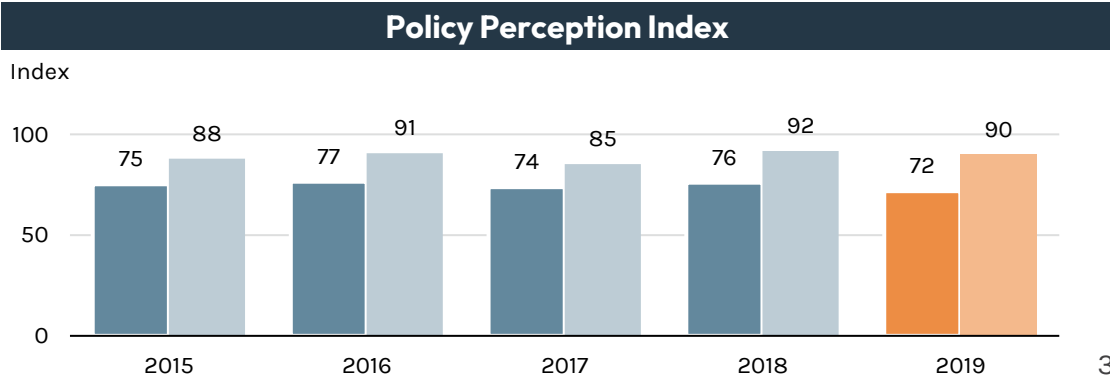
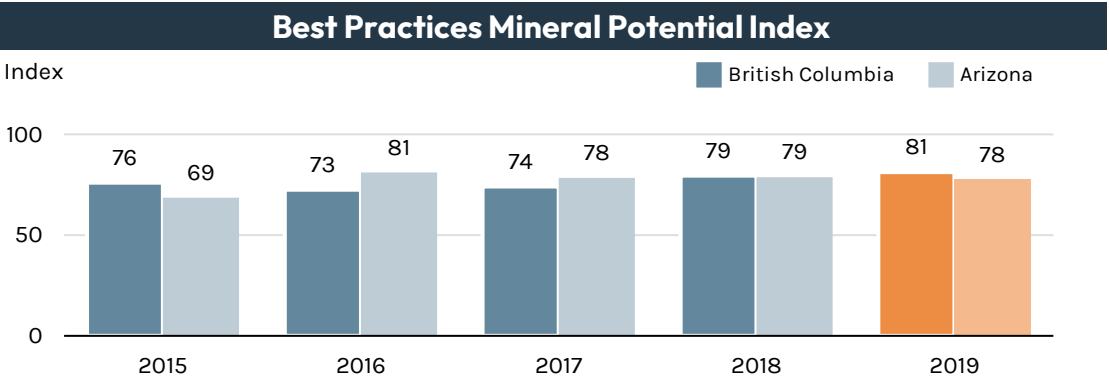
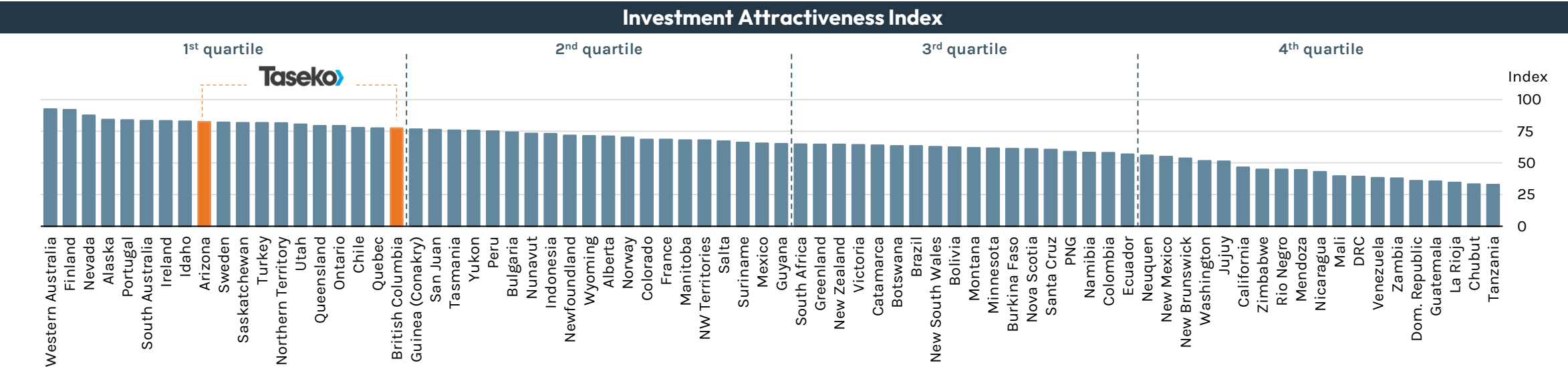
Note: See NI 43-101 Compliance and Reserves and Resources details in Appendix on Pages 32 & 34.

\* The NI 43-101 technical report documenting these results including tax implications and discussion was issued October 30, 2014 with an effective date of September 15, 2014, as amended and restated December 4, 2017.

# Jurisdiction Exposure – 2019 Fraser Institute

## Taseko's exposure sits on the 1st quartile of the Fraser Institute's Investment Attractiveness Index

- The Investment Attractiveness Index is a composite index that combines the Policy Perception Index and the Best Practices Mineral Potential Index, weighted as 40% and 60% respectively



Source: 2019 Fraser Institute Annual Survey of Mining Companies.



# Appendix – Reserves & Resources

## Gibraltar

Category	Short Tons (millions)	Grade		Contained Metal
		Cu (%)	Mo (%)	Cu (billions lbs)
Sulphide Mineral Reserves as of December 31, 2023 at a 0.15% Cu cut-off				
Proven	459	0.26	0.008	2.4
Probable	175	0.22	0.008	0.8
Ore Stockpiles	11	0.18	0.005	0.0
Total P&P Sulphide Reserves	676	0.25	0.008	3.2
Mineral Resources as of December 31, 2023 at a 0.15% Cu cut-off				
Measured	790	0.25	0.008	4.0
Indicated	353	0.23	0.007	1.6
M&I Resources	1,143	0.25	0.007	5.6
Inferred	75	0.22	0.004	0.3

1. The resource and reserve estimation was completed under the supervision of Richard Weymark, P. Eng., MBA, Vice President, Engineering for Taseko and a Qualified Person under NI 43-101.
2. The Gibraltar Mine mineral resources and reserves as of December 31, 2021 as documented in the Gibraltar Technical Report and have been depleted to reflect mining in 2022 and 2023.
3. Gibraltar Mineral Reserves and Mineral Resources follow CIM Definition Standards for Mineral Resources and Mineral Reserves (2014).
4. Sulphide Mineral Reserves are exclusive of Oxide Mineral Reserves and are contained within Mineral Resources.
5. Mineral Resources that are not Mineral Reserves do not have demonstrated economic viability.
6. Mineral Reserves are assumed to be extracted using open pit mining methods and are based on US\$3.05/lb Cu price, \$12.00/lb Mo price, exchange rate of US\$0.80=C\$1.00, metallurgical recoveries of 85% TCu and 40% Mo for sulphide ore and 50% ASCu for oxide ore.
7. The Mineral Resource has been confined by a “reasonable prospects of eventual economic extraction” pit using the following assumptions: Cu price of US\$3.50/lb, Mo price of US\$14.00/lb, exchange rate of US\$0.80=C\$1.00, metallurgical recoveries of 85% for TCu and 40% for Mo.
8. A tonnage factor of 12ft<sup>3</sup>/ton has been applied for rock and 15ft<sup>3</sup>/ton for overburden and fill.
9. Numbers may not add due to rounding.

## Florence Copper

Category	Short Tons (millions)	Grade	Contained Metal
		Cu (%)	Cu (billions lbs)
Mineral Reserves Effective December 31, 2022			
Proven	258	0.35	1.8
Probable	63	0.40	0.5
Total P&P Reserves	320	0.36	2.3
Mineral Reserves Effective December 31, 2022			
Measured	292	0.34	2.0
Indicated	71	0.39	0.6
M&I Resources	363	0.35	2.5
Inferred	42	0.32	0.3

1. The resource and reserve estimation was completed under the supervision of Richard Weymark, P. Eng., MBA, Vice President, Engineering for Taseko and a Qualified Person under NI 43-101.
2. Florence Mineral Reserves and Mineral Resources follow CIM Definition Standards for Mineral Resources and Mineral Reserves (2014).
3. Mineral Reserves are contained within Mineral Resources.
4. Mineral Resources that are not Mineral Reserves do not have demonstrated economic viability.
5. Mineral Reserves are assumed to be extracted using ISCR extraction methods using the following assumptions: \$3.05 Cu price, \$31,600/acre for core hole abandonment, \$240,400/acre for cultural mitigations in identified Cultural Sites, \$149,600 + \$263/foot well drilling costs, \$160/ton acid cost, \$45.30/ton acid applied for well field operating costs, 1.2% surface losses, \$0.10/lb Cu for electrowinning cost, \$0.12/lb Cu G&A cost, \$0.69/ton reclamation cost, \$0.02/lb Cu shipping cost, 7% NSR royalties on ALSD land, 3% NSR royalties on freehold land, and 2.5% royalties on net profit.
6. Mineral Resources are confined to the Oxide and Transition zones inside a “reasonable prospects of eventual economic extraction” boundary assuming ISCR extraction methods using the following assumptions: \$3.50 Cu price, \$31,600/acre for core hole abandonment, \$240,400/acre for cultural mitigations in identified Cultural Sites, \$149,600 + \$263/foot well drilling costs, \$160/ton acid cost, \$45.30/ton acid applied for well field operating costs, 1.2% surface losses, \$0.10/lb Cu for electrowinning cost, \$0.12/lb Cu G&A cost, \$0.69/ton reclamation cost, \$0.02/lb Cu shipping cost, 7% NSR royalties on ALSD land, 3% NSR royalties on freehold land, and 2.5% royalties on net profit.
7. Mineral Reserves and Mineral Resources are reported without a cut-off grade to reflect the nature of the ISCR extraction method proposed.
8. Tonnage factors of 13.5 ft<sup>3</sup>/ton and 13.13 ft<sup>3</sup>/ton have been applied corresponding to 8% porosity in the upper oxide zone and 5% porosity in the lower oxide and transition zones.
9. Numbers may not add due to rounding.

# Appendix – Reserves & Resources

## Yellowhead

Category	Tonnes (millions)	Grade			Contained Metal
		Cu (%)	Au (g/t)	Ag (g/t)	Cu (billion lbs)
Mineral Reserves Effective December 31, 2019 at a 0.17% Cu cut-off					
Proven	458	0.29	0.031	1.3	2.9
Probable	359	0.26	0.028	1.2	2.1
Total P&P Reserves	817	0.28	0.030	1.3	5.0
Mineral Resources Effective December 31, 2019 at a 0.15% Cu cut-off					
Measured	561	0.27	0.029	1.2	3.3
Indicated	730	0.24	0.027	1.2	3.8
Total M&I Resources	1,292	0.25	0.028	1.2	7.1
Inferred	109	0.24	0.026	1.2	0.6

1. The resource and reserve estimation was completed under the supervision of Richard Weymark, P. Eng., MBA, Vice President, Engineering for Taseko and a Qualified Person under NI 43-101.
2. Yellowhead Mineral Reserves and Mineral Resources follow CIM Definition Standards for Mineral Resources and Mineral Reserves (2014).
3. Mineral Reserves are contained within Mineral Resources.
4. Mineral Resources that are not Mineral Reserves do not have demonstrated economic viability.
5. Mineral Reserves are assumed to be extracted using open pit mining methods and are based on US\$2.40/lb Cu price, US\$1000/oz Au price, US\$13.50/oz Ag price, exchange rate of US\$0.80=C\$1.00, metallurgical recoveries of 90% Cu, 56% Au and 59% Ag.
6. The Mineral Resource has been confined by a “reasonable prospects of eventual economic extraction” pit using the following assumptions: US\$3.25/lb Cu price, US\$1300/oz Au price, US\$17.00/oz Ag price, exchange rate of US\$0.80=C\$1.00, metallurgical recoveries of 89% Cu, 55% Au and 59% Ag at a 0.15% Cu cut-off grade, processing and G&A costs of C\$5.25/t, pit rim mining costs of C\$1.86/t with a bench increment of C\$0.029/t and pit slopes between 30-40 degrees.
7. Densities were modeled based on modeled lithologies and range from 2.71 t/m3 to 2.85 t/m3 except for overburden which uses a density of 2.20 t/m3.
8. Numbers may not add due to rounding.

## Aley

Category	Tonnes (millions)	Grade	Contained Metal
		Nb <sub>2</sub> O <sub>5</sub> (%)	Nb (million kg)
Mineral Reserves Effective September 15, 2014 at a 0.30% Nb <sub>2</sub> O <sub>5</sub> cut-off			
Proven	44	0.52	160
Probable	40	0.48	131
Total P&P Reserves	84	0.50	291
Mineral Resources Effective September 15, 2014 at a 0.20% Nb <sub>2</sub> O <sub>5</sub> cut-off			
Measured	113	0.41	323
Indicated	173	0.35	424
Total M&I Resources	286	0.37	747
Inferred	144	0.32	323

1. The resource and reserve estimation was completed under the supervision of Scott Jones, P. Eng., former Vice President, Engineering for Taseko and a Qualified Person under NI 43-101.
2. Aley Mineral Reserves and Mineral Resources follow CIM Definition Standards for Mineral Resources and Mineral Reserves (2014).
3. Mineral Reserves are contained within Mineral Resources.
4. Mineral Resources that are not Mineral Reserves do not have demonstrated economic viability.
5. Mineral Reserves are assumed to be extracted using open pit mining methods and are based on US\$45.00/kg Nb price, exchange rate of US\$0.90=C\$1.00, metallurgical recoveries of 65.4%, total operating costs of \$55.79 per tonne milled.
6. The Mineral Resource has been confined by a “reasonable prospects of eventual economic extraction” pit using the following assumptions: US\$50.00/kg Nb price, exchange rate of US\$0.80=C\$1.00, metallurgical recovery of 67% Nb, operating cost of \$57.00 per tonne milled and pit slopes of 45 degrees.
7. Densities were modeled based on modeled lithologies and range from 2.88 t/m3 to 2.90 t/m3 except for overburden which uses a density of 2.0 t/m3.
8. Numbers may not add due to rounding.

# Appendix – Reserves & Resources

## New Prosperity

Category	Tonnes (millions)	Grade		Contained Metal	
		Au (g/t)	Cu (%)	Au (M oz)	Cu (B lb)
Mineral Reserves Effective November 2, 2009 at a C\$5.50 NSR/t cut-off					
Proven	481	0.46	0.26	7.1	2.8
Probable	350	0.35	0.18	3.9	1.4
Total P&P Reserves	831	0.41	0.23	11.0	4.2
Mineral Resources Effective November 2, 2009 at 0.14% Cu cut-off					
Measured	547	0.46	0.27	8.1	3.3
Indicated	463	0.34	0.21	5.1	2.1
Total M&I Resources	1,010	0.41	0.24	13.3	5.3

1. The resource and reserve estimation was completed under the supervision of Scott Jones, P. Eng., former Vice President, Engineering for Taseko and a Qualified Person under NI 43-101.
2. New Prosperity Mineral Reserves are contained within Mineral Resources.
3. Mineral Resources that are not Mineral Reserves do not have demonstrated economic viability.
4. Mineral Reserves are assumed to be extracted using open pit mining methods and are based on US\$1.25/lb Cu price, US\$500/oz Au price, exchange rate of US\$0.74=C\$1.00, mining cost of C\$1.20/t plus a bench increment of \$0.03/t mined, Milling and G&A cost of \$4.20/t milled and metallurgical recoveries of 90% Cu and 70% Au.
5. Numbers may not add due to rounding.
6. Readers are cautioned that the Prosperity Technical Report has not been updated since 2009 and accordingly, caution needs to be advised when assessing its conclusions in light of current operating and capital costs, appropriate technologies, metals price outlooks, and like matters.



## Appendix – NI 43-101 Compliance

- Unless stated otherwise, Taseko Mines Limited (the “Company”) has prepared the technical information in this presentation including Mineral Reserve and Mineral Resource estimates (“Technical Information”) based on information contained in the technical reports, news releases and Annual Information Form (collectively the “Disclosure Documents”) available under the Company’s profile on SEDAR at [www.sedar.com](http://www.sedar.com). Each Disclosure Document was prepared by or under the supervision of a qualified person (“Qualified Person”) as defined in National Instrument 43-101 – Standards of Disclosure for Mineral Projects of the Canadian Securities Administrators (“NI 43-101”). For readers to fully understand the information in this presentation, they should read the technical reports identified below in their entirety, including all qualifications, assumptions, and exclusions that relate to the information set out in this presentation which qualifies the Technical Information. The Disclosure Documents and this presentation are each intended to be read as a whole, and sections should not be read or relied upon out of context. The Technical Information is subject to the assumptions and qualifications contained in the Disclosure Documents.
- Mineral Reserve and Mineral Resource estimates are shown on a 100 percent basis for each project. The Measured and Indicated Resource Estimates are inclusive of those Mineral Resources that have been converted to Mineral Reserves. All estimates are current as of their stated effective date in their corresponding technical reports with the exception of those for the Gibraltar Mine which reflect mining depletion since the effective date as documented in the Company’s most recent Annual Information Form. Estimates for all projects are prepared by or under the supervision of a Qualified Person as defined in NI 43-101. Mineral Reserve and Mineral Resource estimates for all projects have been calculated using metal prices, foreign exchange, recoveries, and costs as stated in their respective technical reports.
- For further Technical Information on the Company’s properties, refer to the following technical reports, each of which is available on the Company’s SEDAR profile at [www.sedar.com](http://www.sedar.com).
- Gibraltar Mine: technical report entitled “Technical Report on the Mineral Reserve Update at the Gibraltar Mine, British Columbia, Canada” issued March 30, 2022 with an effective date of March 15, 2022 prepared under the supervision of Richard Weymark, P. Eng., MBA.
- Florence Copper Project: technical report entitled “NI 43-101 Technical Report, Florence Copper Project, Pinal County, Arizona” issued March 30, 2023 with an effective date of March 15, 2023 prepared under the supervision of Richard Tremblay, P.Eng., MBA, Richard Weymark, P. Eng., MBA, and Robert Rotzinger, P.Eng.
- Yellowhead Project: technical report entitled “Technical Report on the Mineral Reserve Update at the Yellowhead Copper Project, British Columbia, Canada” issued January 16, 2020 with an effective date of January 16, 2020 prepared under the supervision of Richard Weymark, P. Eng., MBA.
- Aley Project: technical report entitled “Technical Report on Mineral Reserves at the Aley Project, British Columbia, Canada” issued October 30, 2014 with an effective date of September 15, 2014, as amended and restated December 4, 2017 prepared under the supervision of Scott Jones, P.Eng., Keith Merriam, P.Eng., Greg Yelland, P.Eng., Robert Rotzinger, P.Eng., and Ronald G. Simpson, P.Geo.
- New Prosperity Project: technical report entitled “Technical Report on the 344 Million Tonne Increase in Mineral Reserves at the Prosperity Gold-Copper Project, British Columbia, Canada” issued December 17, 2009 with an effective date of November 2, 2009 prepared under the supervision of Scott Jones, P.Eng. Readers are cautioned that the Prosperity Technical Report has not been updated since 2009 and accordingly, caution needs to be advised when assessing its conclusions in light of current operating and capital costs, appropriate technologies, metals price outlooks, and like matters.





Thank You!